


INSECTOPHAGIA



Synopsis and presentation of the game

- ❧ You decide to farm insects for human consumption to offer a ready made product to your future customers.
- ❧ So you create your business and start your project.

Will you be able to make the right choices, find the right arguments to convince your investors and customers, and raise the biggest launch budget while adopting a logic of sustainable development?



Create an advertising spot and / or a packaging

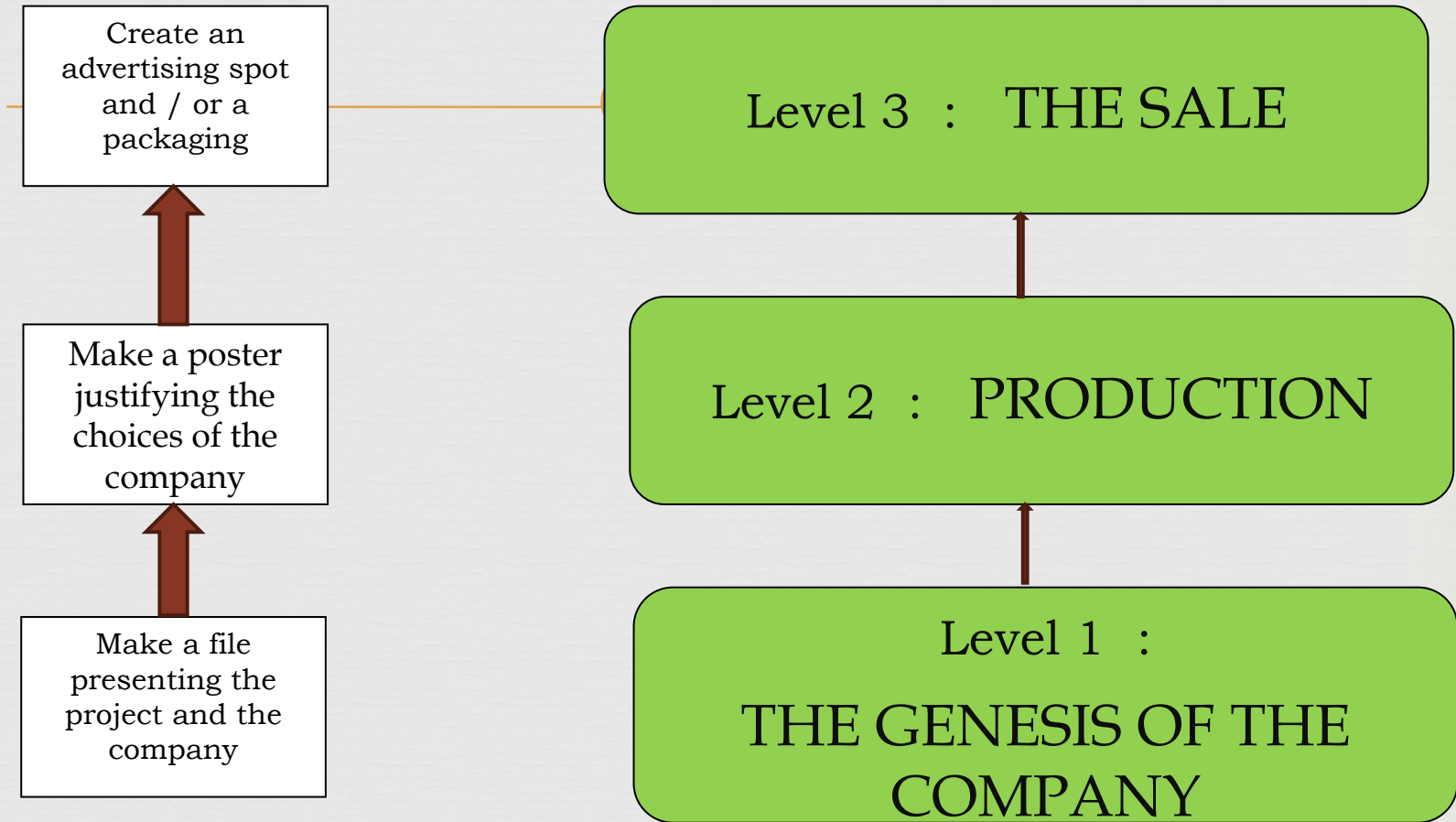
Make a poster justifying the choices of the company

Make a file presenting the project and the company

Level 3 : THE SALE

Level 2 : PRODUCTION

Level 1 :
THE GENESIS OF THE COMPANY



Play equipment



- ☞ The **Student game book** will allow you to keep track of your project. You will note the progress in the game, you will find help to obtain grants and protection cards.
- ☞ "**Events of the Day**" cards: All players must bow to the day's event.
- ☞ "**Protection**" cards: They allow to counter negative random events or to facilitate your progress in the game. To obtain them, you have to take up challenges.

These cards are marketable, you can buy them to other groups, sell them or exchange them.

- ☞ **Badges table**: Badges are used to obtain money and protection cards. If you have three badge levels, you get a protection card (in addition to the money).
- ☞ The **Game platform** : The platform makes it possible to follow the acquisition of the badges as well as the scores (money and gauges sustainable development) as you advance in the game.
<http://jenlab.iut-laval.univ-lemans.fr/login/index.php>

Rules of the game



- ☞ **The players** : The 3 or 4 members of the company.
- ☞ A "**Master Game** ": manages the course of the game, distributes cards and assigns badges, money and sustainable development points.
- ☞ A "**Superhero**": can help you but if you ask him a question ... you have to be ready to pay for his services !!

How to win?



- ❧ Being the most sustainable company: balancing development gauges sustainable development (Environment, Economy, Social).
- ❧ Being the company that raises the most money to finance his project.
- ❧ At each level, you must complete several missions.
These missions are presented as challenges to be met.
- ❧ At every challenge you can get sustainable development points and make money.



You can also win protection cards (if you validate two levels of badges).

Level 1: The genesis of the company



Goal of the level

∞ Objective: to make a file presenting the project and the company


∞ Modalities: fulfill the different missions.

Depending on how successful you are, you'll be able to get badges, protection cards, sustainable development points and money.




To succeed the level



- ❧ The team is welded
- ❧ The project is part of the logic of sustainable development:
respect for the 3 pillars 
- ❧ The project is built (production needs, market knowledge) with
a clear objective (added value = what the company creates)
- ❧ The company is creative (name, slogan, logo)

Mission 1: State of play - Insect family





Snooping Challenge:



Validate the sneaking badge

- Shoot an "insect family" card
- Create a category or a table on Pinterest (<https://fr.pinterest.com/>) with the name of the insect family drawn and add 2 links (make 2 websites that you deem relevant and reliable)


<p>Badge fouineur</p> 	<p>Beginner</p>	<p>In Pinterest provide a relevant and reliable link on your insect family. justifying it with a short description and at least 3 keywords describing the content.* orally you will give three criteria of reliability</p>
	<p>Intermediate</p>	<p>In Pinterest provide a second relevant and reliable link on your insect family. justifying it with a short description and at least 3 keywords describing the content.* orally you will give three criteria of reliability</p>
	<p>Expert</p>	<p>In Pinterest create a table containing your links and share it and with another team that will evaluate it</p>



Mission 2: Choosing the Insect

Challenge marmite of Insects :

- In your table created on Pinterest, add 3 links that allowed you to choose your insect
- In the websites selected above, you must be able to find information to answer several questions (validate the insects' cooking pot badge)

Badge marmite d'insectes 	Fast food	Answer the following questions :how many legs to your insect ? At what stage of development can we taste it ?
	Road menu	Answer the following questions describe the taste of your insect how does it cook?
	Gourmet menu	Correctly answer the following question:what is the nutritional interest of the chosen insect?

Mission 3: Creation of the company

Challenge marmite of Insects :



Realize a document (Powerpoint, Prezi ...) presenting the company and respecting the specifications below:

Tasks to be performed	€	Environment (respect for nature)	Economic (efficiency)	Social (health, employment)
1/ Identify what the company creates	1000			
2/ Define the identity of the company	5000			
Company Name	1000	+ 1	+ 1	+ 1
Target audience	1000			
Logo	1000	+ 1	+ 1	+ 1
Slogan	1000	+ 1	+ 1	+ 1
Project		until + 3	until + 3	until + 3
3/ List the needs of the company	4000			
Financial capital	1000			
Fixed capital = machinery, tools, buildings	1000			
Circulating capital = energy, raw materials	1000			
Work = employees (jobs, working conditions)	1000			
MAX TOTAL	10 000	+ 6	+ 6	+ 6

Mission 4: Oral Presentation



- ☞ Convince the master of the game and the superhero, with the arguments of previous missions, the relevance and viability of the project to obtain funding
- ☞ Ask questions highlighting your competitors' weaknesses

At the end of this level:

You can
view acquired badges,
see the number of sustainable development points obtained as well as the
money collected on the points counting platform.




Level 2 : Production



Goal of the level

- ❧ Objective: to make a poster justifying the choices of the company (location, energy)
- ❧ Modalities: Choices respect sustainable development and are relevant because they are well adapted to the project
Each choice (energy and location) is documented and argued
The poster is original and convincing

Mission 1: Choosing the location of the company



Geography Challenge:

- ❧ Identify on a map the location you want to implement your business. Make sure that it respects the main conditions:
 - A safe and secure location for your business (see PLU)
 - A relevant and sustainable location for your business (see IGN maps and risk map)
- Validate the geographer badge

Metrology Challenge:

- ❧ Go to the field to visit the plots you have spotted
 - ❧ On each parcel, measure using the gift
 - ❧ Make a video tutorial explaining how the device works and post it on Youtube
- Validate the metrology badge

**Badge
météorologie**



Star dust

**make a video tutorial
explaining how your gift works
2 parameters explained**

Prince of the wind

3 parameters explained

Snow Queen

4 parameters explained

Make a choice of location:

**To make your choice, cross the collected geographical and metrological data
If the chosen location is sustainable (environmentally friendly, neighborhood,
is easily serviced and has good conditions) you get points of sustainable
development**